




**Application No: B/17/01103**




**Parish: Alpheton**



**Location: Newmans Lodge, Bury Road**

**Legend**

-  Area of Outstanding Natural Beauty
-  Special Landscape Area
-  Conservation Area

**Listed Buildings**

-  Grade 1
-  Grade 2
-  Grade 2 \*

-  The Site
-  Built up Area Boundary



**BABERGH DISTRICT COUNCIL**

Corks Lane, Hadleigh, Ipswich. IP7 6SJ  
Telephone : 01473 822801  
minicom : 01473 825878  
www.babergh.gov.uk

Reproduced by permission of  
Ordnance Survey on behalf of HMSO.  
© Crown copyright and database right 2016  
Ordnance Survey Licence number 100023274